


**ANTI-CORRUPTION
ORGANIZATIONS
AND INSTITUTIONS
FUNDING IN**

2020

funding to
anti-corruption
organizations and
institutions was


**\$349
million**



down

\$144 million compared to 2019

MODALITY



ODA Grants




**\$244
million**

Other Official Flows
(non Export Credit)




**\$90
million**

**Private
Development
Finance**



**\$11
million**

ODA Loans



**\$4
million**

TOP RECIPIENTS

The top country recipient of disbursements was

PARAGUAY

over
**\$92
million**

In terms of regions, the top two listed as recipients were

EUROPE

**\$16
million**

AFRICA

**\$8
million**

The category of **bilateral unspecified** received the highest amount

**\$75
million**

which can indicate cross-country or global funding

TOP FUNDERS

THE TOP FUNDERS TO THIS ISSUE WERE


The Inter-American Development Bank



United Kingdom



United States



EU Institutions



**International Development Association
of the World Bank**




TOP CHANNELS

Recipient government entities




**\$113
million**

Donor country government entities




**\$49
million**

Other





**\$31
million**





TOP CHANNELS

International
NGOs



almost
\$14
million


almost
\$14
million



Developing
country NGOs



almost
\$16
million



Transparency
International



\$19.5
million



Other donor country
based NGOs

